

**M·A·N
DIESEL**




115 h. p. Model 415 L 1

The fast 5-tonner

of robust construction and pleasing design, equipped with a powerful engine to answer a demand long felt by public utilities and in trade, industry and forestry work.

A truck for efficient transportation work in city and suburban service.

Special features: Modern driver's cab with a full range of interior fittings and first-class interior finish, large windows, combined air and oil pressure brake operated by an effortless treadle-type application valve, and the quiet-running M.A.N. Diesel M-engine with its unusually low fuel consumption and extraordinary flexibility.



ENGINE:

6-cylinder 4 stroke M.A.N. Diesel engine operating on the new M combustion system with direct fuel injection and a most efficient filtration:

3 fuel filtration stages, full-flow and by-pass oil filters, oil bath type air cleaner with fresh air intake.

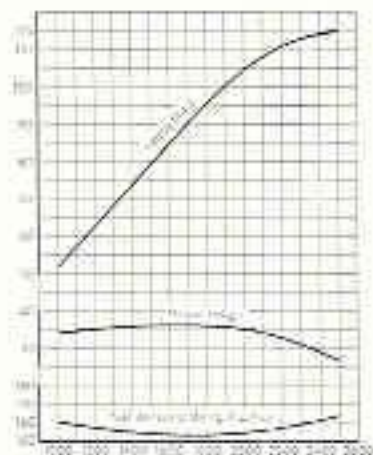
Type D 0026 M1

Bore/stroke 100/125 mm
(3.94/4.92)

Piston displacement 5891 cm³
(358 cu. in.)

Rating 115 h.p. at 2500 r.p.m.

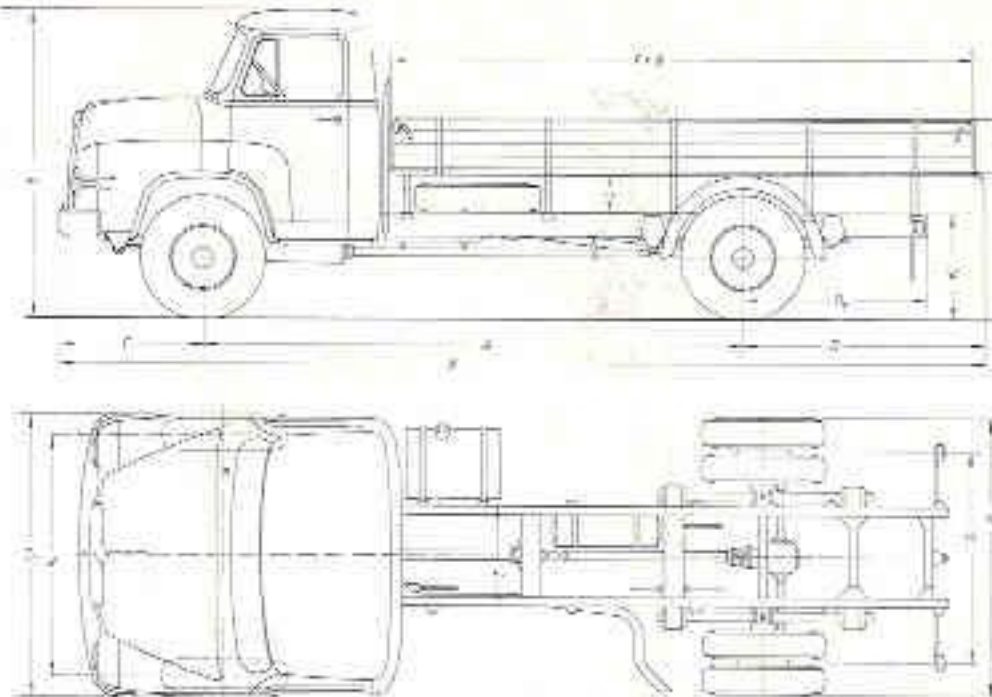
Max. torque 28 mkg. at 1400 r.p.m.
(274 ft. lb. at 1400 r.p.m.)



AUTOLIT



Automobile - Truck - Motorcycle 1900 to Present
ORIGINAL Sales Brochures, Manuals, Books, Posters,
Catalogs, and MUCH More. World's largest selection!



Chassis:
Frame: Longitudinal members made of pressed U-sections with riveted pressed cross members. Radiator, engine, clutch and gearbox mounted on auxiliary frame to allow easy removal towards the front.
Clutch: Single-plate dry clutch, "Fichtel & Suda" make, type G 00 KZ.
Gearbox: Beeped, dog-clutch constant mesh gearbox, type ZFAK 5-30.
Rear Axle: M. A. N. design, separate drop and live axles, final drives with spurwheel reduction, built-in oil pump for lubrication of axle drive, gear wheels and bearings.
Front Axle: reversed Elliot type.
Steering: Z. Gammor steering gear, standard left-hand drive.
Foot Brake: Air brake, acting on the front wheels through air-hydraulic boost cylinder and on the rear wheels through standard angle chamber brake cylinder; sensitive operation by means of treadle-type application valve.
Hand Brake (Parking Brake): Acting on all 4 wheels, 1 = on the rear wheels through the hand brake lever and linkage rods, and on the front wheels through an automatic safety brake cylinder, tripped by the hand brake lever and acting on the oil-hydraulic brake cylinder.
Wheels: Disc wheels with 6.50 - 20 rim.
Tyres: 8.25-20 HTG, reinforced.
Fuel Tank: One tank, 100 litres (26.42 gallon) capacity.

Dimensions:

		For Trucks with Standard Body	For Dumpers	For Semi-Trailer Tractors
A - Wheelbase	mm (in.)	4300 (169")	3600 (141.3")	3200 (125.8")
B - Length, overall	mm (in.)	8180 (321")	5940 (234")	5200 (204.7")
C - Length of body overhang, front	mm (in.)	1110 (43.6")	1110 (43.6")	1110 (43.6")
D - Length of body overhang, rear	mm (in.)	2250 (88.5")	1870 (73.4")	1430 (56.3")
E - length of frame overhang, rear	mm (in.)	1900 (75.0")	1445 (56.8")	975 (38.3")
F - Height over cab, unladen	mm (in.)	2430 (95.5")	2430 (95.5")	2430 (95.5")
G - length of platform	mm (in.)	3900 (153")	4500 (177")	3400 (133.6")
H - Width of platform	mm (in.)	2150 (84.2")	2100 (82.6")	2100 (82.6")
I - Height of side boards	mm (in.)	300 (11.7")	300 (11.7")	400 (15.7")
J - Height of platform, total	mm (in.)	1725 (67.5")	1125 (44.3")	1150 (45.2")
K - Chassis height, laden	mm (in.)	800 (31.4")	800 (31.4")	800 (31.4")
L - Height of platform above chassis	mm (in.)	325 (12.8")	325 (12.8")	350 (13.75")
M - Width, overall	mm (in.)	2500 (98.5")	2200 (86.5")	2200 (86.5")
N - Trunk, front	mm (in.)	1805 (71.1")	1805 (71.1")	1805 (71.1")
O - Trunk, rear	mm (in.)	1430 (56.2")	1430 (56.2")	1430 (56.2")
P - Width over rear tyres	mm (in.)	2140 (84.2")	2140 (84.2")	2140 (84.2")
T - Width of chassis frame	mm (in.)	770 (30.2")	770 (30.2")	770 (30.2")
Ground clearance (laden vehicle), front/rear	mm (in.)	400/300 (15.7/11.8")	430/300 (16.9/11.8")	400/300 (15.7/11.8")
Minimum track circle	m (in.)	17.7 (58")	15.8 (52")	14.1 (46")
Minimum turning circle	m (in.)	15.0 (49")	17.2 (56")	14.1 (46")

Standard Equipment:

Dynamo 100 watts, 12 volts. Starter 4 h.p., 12 volts, 2 batteries, 12 volts, 84 amp. h. each. single-cylinder air compressor 100 psi, 100 cu. in. Headlights with dimming switch and parking light, tail and stop lamps, hand lamp with cable, tyre inflator, towing coupling, front and rear, hydraulic lock, fuel kit.

Special Equipment:

(against extra charge)
 Axle drive for all wheelbases, exhaust brake, side or central power take-off, driver's cab, heating system, extra fuel tank, trip recorder, trailer coupling with brake connection and connection for trailer taillight, brake light and flashing light system.

Axle Loads and Weights:

For standard load with platform body and standard equipment, wheelbase 4300 mm (169").
 Permissible gross vehicle weight 5500 kgs (12130 lbs.)
 Permissible front axle load 3300 kgs (7270 lbs.)
 Permissible rear axle load 3700 kgs (8140 lbs.)
 Carrying capacity of chassis abt. 6730 kgs (14837 lbs.)
 Permissible gross trailer weight 8000 kgs (17600 lbs.)
 Permissible gross truck and trailer weight 17000 kgs (37200 lbs.)
 Weight of chassis with driver's cab abt. 2400 kgs (5284 lbs.)
 Net service weight of truck, including driver, tools and spare tyres, not including trailer coupling abt. 2950 kgs (6510 lbs.)

Road Speeds, Reduction Ratios and Climbing Ability:

Truck weight		kg (lbs.)		1900 (21600*)		1900 (21600*)	
Trailer gross weight		kg (lbs.)		8000 (17600*)		8000 (17600*)	
Truck and Trailer gross weight		kg (lbs.)		17000 (39200*)		17000 (39200*)	
Gearbox reduction	Speed km/h (miles/h) at maximum torque	Climbing Ability		Speed km/h (miles/h) at maximum torque		Climbing Ability	
		%	%	%	%		
1st speed	7.57	3.9 (16.1)	22.8	16.3 (11.3)	3.2 (13.2)	20.0	15.7
2nd speed	3.99	11.2 (49.1)	15.6	10.0 (6.2)	17.4 (10.8)	17.8	13.9
3rd speed	3.29	19.6 (87.1)	9.0	6.3 (3.9)	17.4 (10.8)	9.3	7.3
4th speed	1.95	30.8 (137.4)	4.0	1.0 (0.6)	29.0 (18.0)	4.3	3.7
5th speed	1.00	44.0 (197.0)	2.3	0.5 (0.3)	42.3 (26.2)	2.3	1.8
reverse speed	0.97	11.7 (52.2)	29.6	14.7	10.4 (6.5)	34.0	16.8

* Applicable only to trucks without trailers

Subject to modification without previous notice



Automobile - Truck - Motorcycle 1900 to Present
 ORIGINAL Sales Brochures, Manuals, Books, Posters, Catalogs, and MUCH More. World's largest selection!