



**KENWORTH**  
THE WORLD'S BEST

**T800**

THE ARTISTRY  
AND PROFITABILITY  
OF AERODYNAMICS







- They say you can't improve on a legend. We respectfully disagree.
- The sweep of time has always brought unimagined advances. As true in trucking as it is in life. A bold new concept in aero conventionals, the Kenworth T660 combines the artistry – and practical benefits – of optimized aerodynamics with unprecedented luxury, intelligent technology, time-tested methods and unmatched value.
- Let your journey begin.





- The aesthetics of aerodynamic truck design call for exacting and rigorous standards. •

You don't create North America's most highly evolved aerodynamic long-haul conventional by taking anything for granted. You scrutinize and fine-tune even the smallest detail – the precise headlamp shape, hood slope, chassis fairing and synergistic fit of every aero component. You employ leading-edge tools, technologies and materials to advance the state of aerodynamic art. And, with your eyes firmly on the road ahead, you push the envelope as far as it will go.

















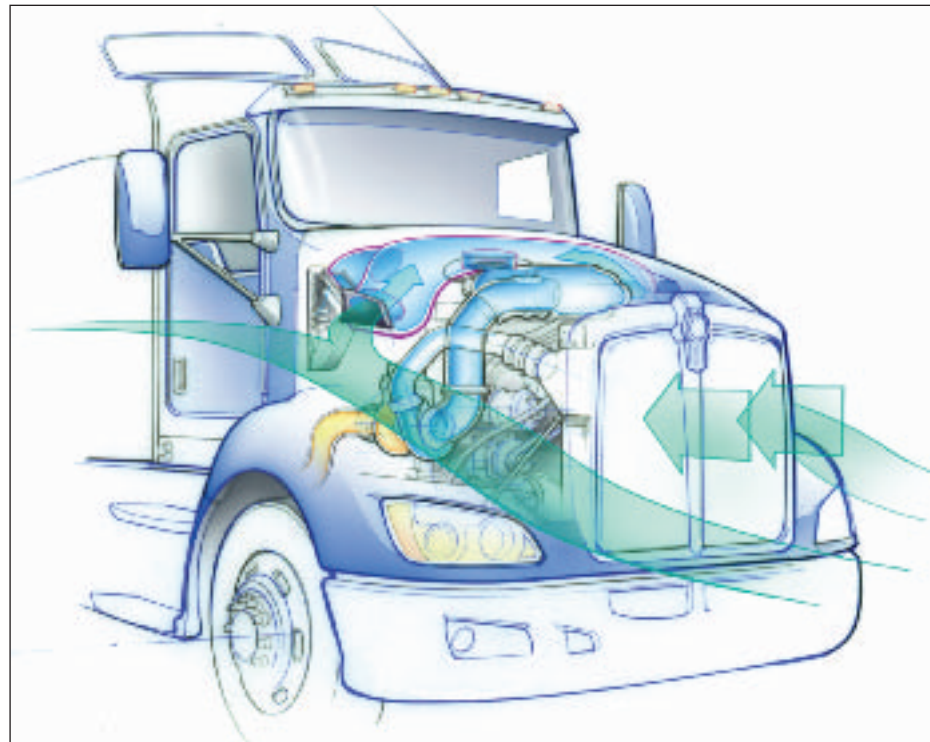






*TOP: One look at the smoothly sculpted exterior of the T660, and you already know this is a truck that can push the limits of fuel economy. In fact, the hood, fenders, headlamps, windshield, bumper and fairings all merge in such a clean and precise shape that the T660 produces an exceptionally low aerodynamic drag.*

*BOTTOM: Managing the flow of air under the hood is almost as important. And this is another area where the T660 departs dramatically from conventional thinking. The air that passes through the grille is directed specifically to the engine cooling package, maximizing its effectiveness. Air routed through hood inlets flows directly to the air cleaner and climate control system, enhancing performance while reducing turbulence.*

















- Even from a distance, it's easy to be moved by what you see. And up close, your perspective could change entirely.
- Quality materials. Rare handcraftsmanship. Timeless elegance. Kenworth peace and quiet. This is a truck interior as compelling – and beautiful – as its exterior. An interior reflecting the fact that superior aerodynamics will only take you so far.
- How efficiently a truck can be driven and how satisfying it is to drive are still the most important factors in any successful operation.



Trip Econ.  
7.1 mpg  
Low Avg High

NOT FOR PARKING



(TC) SPAC

TRUCK





KENWORTH  
PM 2:33

50 100  
0 20 40 60 80  
100 120 140  
160 180 200

Navigation screen showing a map with a blue route and various icons.

ATT TRAILER P  
PARKING BRAKE

TRAILER AIR SUPPLY  
PARKING BRAKE

Air vents and wood-grain trim.

Storage compartment with a silver handle and a red KENWORTH logo.

Gear shift lever with a shift pattern diagram.



KENWORTH

KENWORTH



In the T660, enhanced visibility, world-class styling, advanced technologies and a quiet, comfortable environment combine to make driving for a living a real pleasure. Your interior is available in luxurious, deeply-tufted Diamond or Splendor upholstery.



*TOP LEFT: In applications where sleepers aren't necessary, Kenworth's Extended Day Cab offers more head, leg and seat travel than a standard T660 day cab, plus extra storage and reclinable seating.*

*TOP RIGHT: Open the door on a T660 and you'll note a marked difference in how Kenworth defines comfort. The door pad, for example, presents a soft, durable, low-gloss finish you might associate with the finest automobiles. Window, door lock and mirror controls are positioned on the door for easy touch access.*



*BOTTOM LEFT: The Splendor interior instrument panel and dash is available in gray or black.*

*BOTTOM RIGHT: Optional center aisle armrests fold back and stow behind the seats for easier, more open sleeper access.*





86-inch Studio AeroCab/  
Diamond VII: One of the most  
spacious and luxurious off-duty  
environments ever offered as  
original equipment by a truck  
manufacturer.

INSET: Kenworth's Pendleton®  
Limited Edition offers a level  
of comfort and luxury you just  
have to experience. With seats,  
door pads, steering wheel  
and sofa bed trimmed in rich  
brown butter soft leather, to  
the Native American inspired  
Pendleton wool trim, the  
Pendleton Limited Edition offers  
an unequalled level of style and  
comfort that you deserve.



*TOP LEFT: 72-inch AeroCab/  
AERODYNE®/Diamond VII: A luxury  
retreat with plenty of headroom,  
space and natural light in an  
efficient floor plan that includes a  
myriad of extra-comfort features.*


*TOP RIGHT: 72-inch AeroCab/  
AERODYNE®/Splendor: All the  
AeroCab AERODYNE conveniences  
in a "standard" interior that has  
always been a cut above Class 8  
standard.*



*BOTTOM LEFT: 62-inch AeroCab  
FlatTop Diamond: For those  
applications that demand a lower  
profile but with all of the unique  
AeroCab advantages and amenities.*

*BOTTOM RIGHT: 38-inch AeroCab  
FlatTop Splendor: For regional,  
vocational and pickup-and-delivery  
operations that need a highly  
maneuverable tractor with more  
versatility than a day cab provides.*

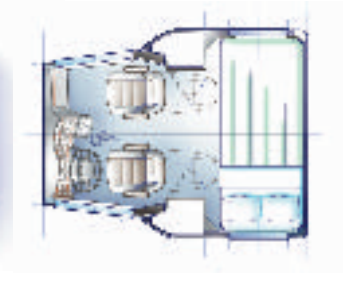
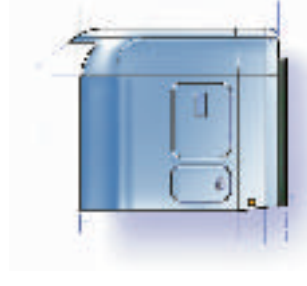
## OPTIONAL T660 SLEEPER CONFIGURATIONS



86-inch AeroCab AERODYNE® Sleeper

Available only as an AERODYNE® (raised roof) and in the following configurations:


- Pendleton Limited Edition Cab & Sleeper
- Diamond Cab & Studio VIT Sleeper
- Diamond Cab & Non-VIT Sleeper



72-inch AeroCab FlatTop Sleeper

Available in the following configurations:


- Diamond Cab & VIT Sleeper
- Diamond Cab & Non-VIT Sleeper
- Splendor Cab & Sleeper



72-inch AeroCab AERODYNE® Sleeper

Available in the following configurations:


- Pendleton Limited Edition Cab & Sleeper
- Diamond Cab & VIT Sleeper
- Diamond Cab & Non-VIT Sleeper
- Splendor Cab & Sleeper



62-inch AeroCab FlatTop Sleeper

Available in the following configurations:

- Diamond Cab & Non-VIT Sleeper
- Splendor Cab & Sleeper



62-inch AeroCab AERODYNE® Sleeper

Available in the following configurations:

- Diamond Cab & Non-VIT Sleeper
- Splendor Cab & Sleeper


















38-inch AeroCab FlatTop Sleeper

Available only as a FlatTop and in the following configurations:

- Diamond Cab & Splendor Sleeper
- Splendor Cab & Sleeper



## INTERIOR COLOR OPTIONS

Interior Color and Two-Tone Seat Color	Seat Covering Material	Floor Covering Options	Dash, Lining and Cabinet Colors
 <i>SLATE GRAY</i>	 <i>VINYL</i>	 <i>CLOTH</i>	 <i>GRAY CARPET</i>
 <i>STEEL BLUE</i>	 <i>VELOUR</i>	<b>Optional Seat Colors</b>	 <i>LIGHT SLATE GRAY</i>
 <i>BORDEAUX RED</i>	 <i>MORDURA</i>	 <i>JET BLACK TWO TONE</i>	 <i>DARK SLATE GRAY</i>
 <i>JET BLACK</i>	 <i>LEATHER</i>	 <i>RUBBER MAT</i>	
		 <i>ALL JET BLACK</i>	

## FEATURES

	Splendor	Diamond	Diamond/VIT		Splendor	Diamond	Diamond/VIT
<b>CAB FEATURES</b>				<b>SLEEPER FEATURES</b>			
Smooth upholstered side and back panels	●			Full vinyl headliner	●		
Upholstered door pads and carpeted kick panel	●			Rolled and pleated upholstered wall panels and sleeper door pads	●		
Full vinyl headliner	●			Full Diamond-tufted vinyl headliner		●	●
Instrument panel with black trim	●			Diamond upholstered door pads and wall panels		●	●
Diamond-tufted upholstered side and back panels		●	●	Button color matches primary lining color		●	●
Diamond upholstered door pads and carpeted kick panels		●	●	Two utility lights in tool compartment		●	●
Full diamond-tufted vinyl headliner		●	●	Fold-down table			●
Diamond button colors matches primary lining color		●	●	Right-hand sleeper emergency exit door	●	●	●
Instrument panel with wood grain trim		●	●	Sleeper curtain	●	●	●
Black rubber floormat	●	●	●	Black rubber floor mat in sleeper	●	●	●
Driver and rider side inside sunvisors	●	●	●	Open shelving and hanging closets	●	●	
Door map pockets	●	●	●	Drawers and closet doors			●
DayLite® Doors	●	●	●	Accessory power outlet		●	●
Accessory power outlets in center console	●	●	●	Digital clock in sleeper		●	●
Under dash floor lighting with red lens	●	●	●	Under-bunk storage	●	●	●
Left and right dome lamps mounted above doors	●	●	●				
Kenworth GPS navigation system		●	●				





- At the intersection of technology and functionality, the best decision comes down to this:  
**Keep the driver informed and in control.** • Kenworth trucks have always brought a sense of clarity, comfort and freedom to the act of driving. With the T660, state-of-the-art practical technologies merge with world-class ergonomics to boost productivity and help reduce operator fatigue. An advanced forward lighting system, for example, reaches farther into the night for a wider, brighter field of vision. And built-in GPS navigation – standard with a Diamond interior – helps to guide you right to your destination.



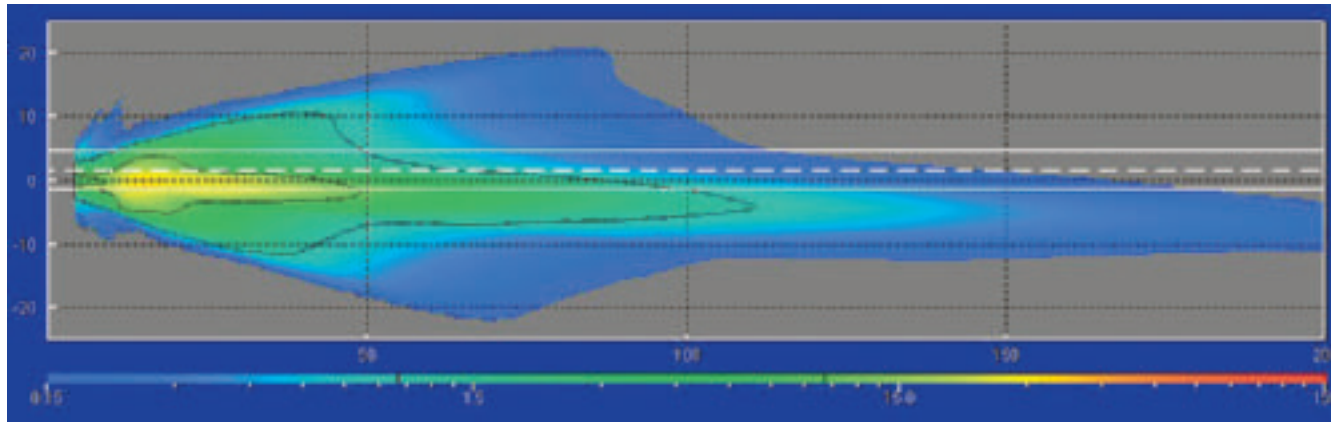


Kenworth GPS, beautifully integrated into the dash of your T660, features a large, five-inch color screen that provides detailed mapping and route guidance in two or three dimensional "bird's-eye" representations. Intuitive touch screen menus simplify programming. The unit is also a full-featured MP3 player, offering digital quality playback through your Kenworth stereo system.

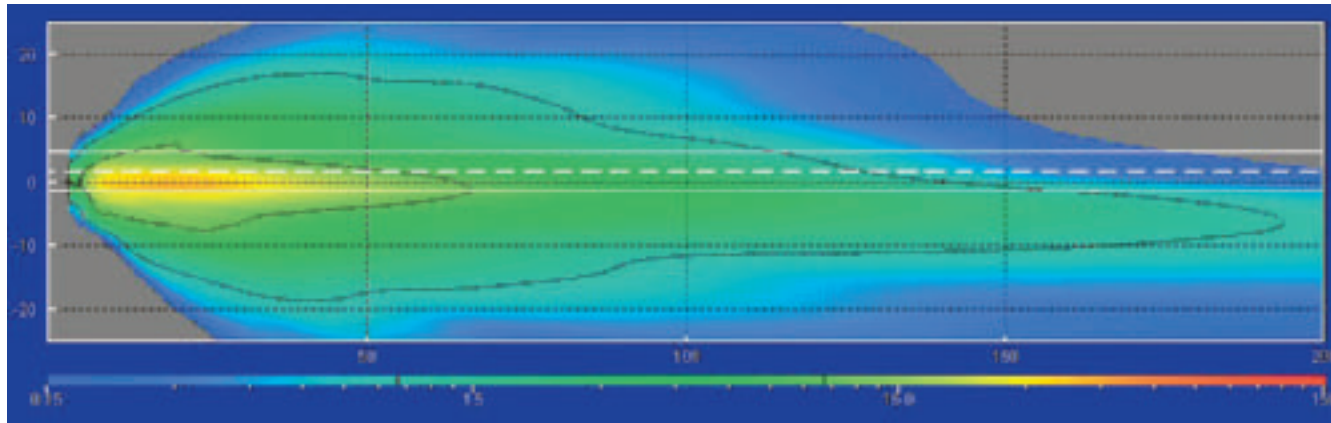
INSET: Kenworth's Multi-function Highline Display provides the driver with important real-time information on truck performance. The touch of a button displays up-to-the-second readouts on cumulative trip fuel economy, optimum RPM for maximizing fuel efficiency, and system diagnostics (in language a lay person can understand). Comprehensive truck specification data – unique to the vehicle – is also available to speed troubleshooting and parts replacement.

Front of Truck

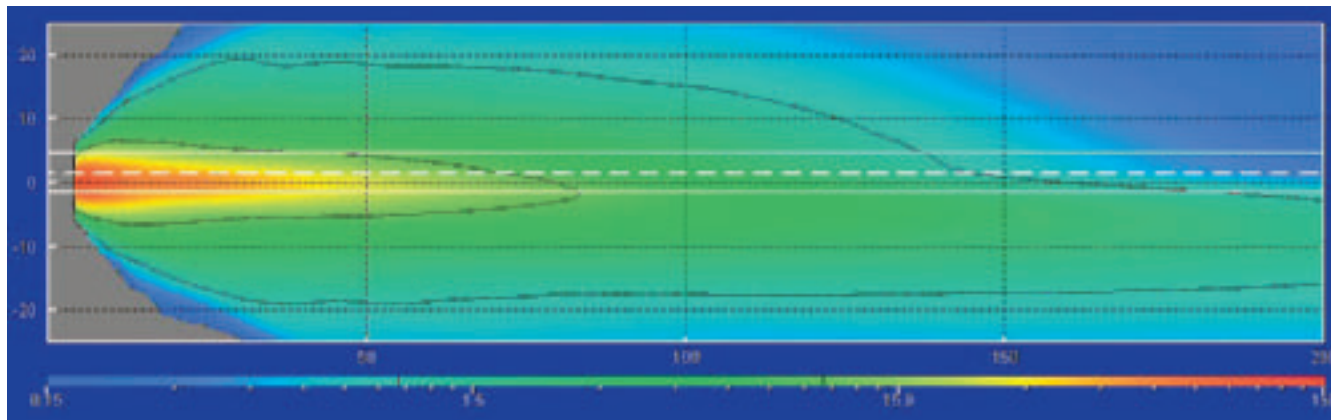
200 Yards



Conventional headlight



T660 Halogen headlight



Optional T660 Xenon HID headlight

The T660's all new headlight technology projects a light beam farther and more evenly down the road. The standard headlight with a Halogen lamp (MIDDLE) produces 44% more light output than a conventional sealed beam (TOP) lamp. For even greater light output, consider optional Xenon HID headlights (BOTTOM).





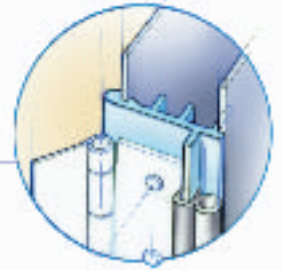


- Time-tested ways have their contemporary application when you want to build a truck of resolute strength and enduring stamina. • To engineer trucks that will go the distance with minimum downtime takes a passion for excellence, a determination to innovate, decades of real-world experience in tough places and often requires pushing every component to the limit. Be assured: Few heavy-duty trucks have ever been as thoughtfully crafted as the Kenworth T660.

*An innovative J-shaped locking surface between the cab and sleeper channels water away and reduces the possibility of leaks.*



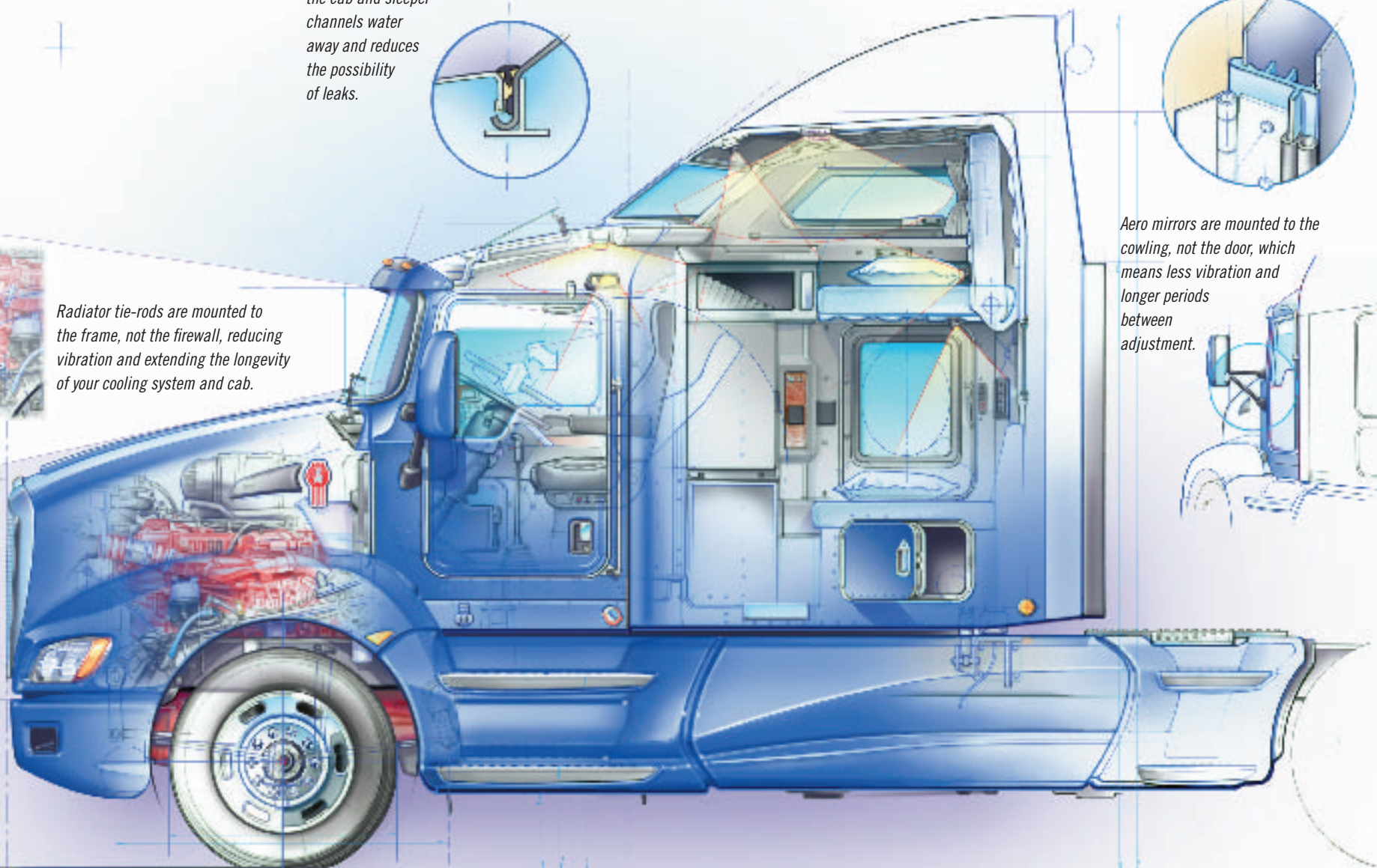

*Substantial bulkhead-type doors fit snugly to strengthen the cab.*



*Radiator tie-rods are mounted to the frame, not the firewall, reducing vibration and extending the longevity of your cooling system and cab.*



*Aero mirrors are mounted to the cowling, not the door, which means less vibration and longer periods between adjustment.*

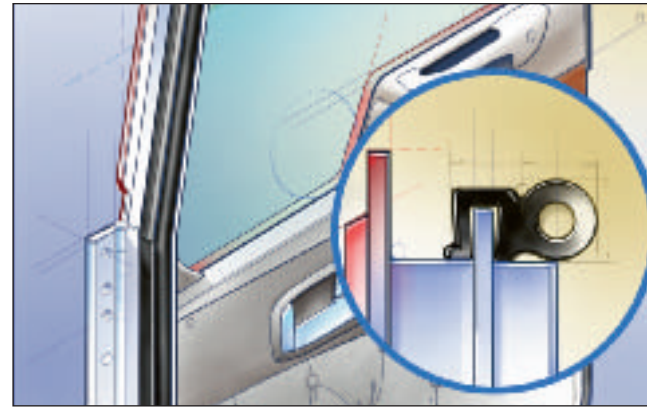




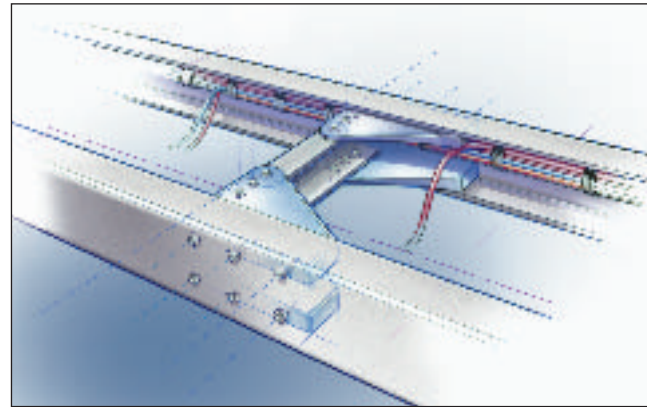
*TOP LEFT: Legendary for its longevity and integrity, Kenworth's conventional cab combines aluminum and fiberglass construction utilizing aircraft-grade huck-bolts, which makes it practically corrosion-proof and rattle-free. Kenworth-built sleepers are handcrafted to the same exacting standards.*



*BOTTOM LEFT: Kenworth's power distribution box is conveniently located under the dash inside the cab for easy access and away from the harsh outside environment.*



*TOP RIGHT: Thick, well-insulated bulkhead-type doors swing true on continuous piano-style hinges made of stainless steel and close with a vault-like fit to become an integral part of the cab structure. Weather seals are mounted directly to the door – not to the door frame where boots can scrape them.*



*BOTTOM RIGHT: The frame is a continuous straight rail constructed of heat-treated steel for superior strength, custom drilled to specification. All components – gussets and crossmembers – are free-fit fastened for extended life. Air and light lines are mounted high on the frame with chafe-resistant clips – well out of the way to reduce damage from dirt, water and corrosive chemicals.*

The hood on a T660 tilts fully forward and the engine sits entirely outside the cab providing superior service access.

*TOP LEFT: Multiplexed instrumentation reduces and simplifies wiring to a single connection. Gauges are front-loading, quick to replace and can be located in any order you prefer.*



*TOP RIGHT: Servicing the diesel particulate filter (DPF) – a maintenance item on new engines – is easy on a fairing-equipped T660. Simply remove four bolts.*




*BOTTOM LEFT: Replacing a headlamp takes no time at all. No tools either.*



*BOTTOM RIGHT: Daily service inspections have never been this straightforward. In a matter of minutes – standing in one place – you can check fluid levels and change fuel, oil and water filters.*















- 
- **Enjoy the journey** • An investment in the Kenworth T660 pays off in greater fuel economy, driver retention, productivity and one more thing: resale value. Kenworths are always more valuable used than any other truck you can name. Whether you purchase or lease, for the long-haul you will be glad you own The World's Best. •

**See your Kenworth dealer. Let your journey begin.**



Note: Photography and illustrations in this brochure may depict optional equipment. All equipment and specifications shown in this brochure are subject to change without notice. Please consult with your Kenworth dealer at the time of ordering for actual standard and optional equipment. Pendleton and the flag logo are registered trademarks of the Pendleton Woolen Mill Co.



A DIVISION OF **PACCAR**

KENWORTH TRUCK COMPANY

P.O. Box 1000

Kirkland, Washington 98083-1000

(425) 828-5000

CANADIAN KENWORTH COMPANY

6711 Mississauga Road N.

Mississauga, Ontario L5N4J8

(905) 858-7000

© 2007 Kenworth Truck Co.

T660/07